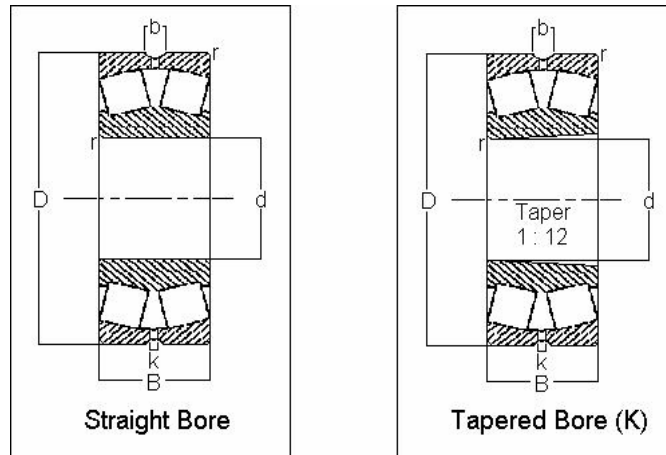


22200 Metric Series

Pt. 1



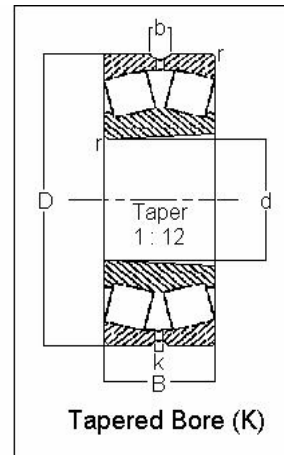
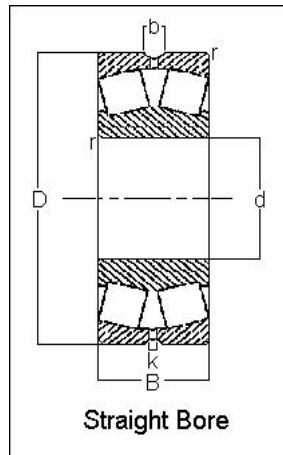
FIT Number	Dimensions									Basic Load Rating		Limiting Speed (rpm)		Weight	
	d		D		B		r	b	k	Dynamic C	Static Co	Grease	Oil	lbs	kg
	mm	inch*	mm	inch*	mm	inch*	mm	mm	mm	N(1kg=9.8N)					
22206CA/W33	30	1.18	62	2.44	20	0.79	1.0	5.5	3	48900	52000	7500	9500	0.616	0.28
22206CAK/W33															
22207CA/W33	35	1.38	72	2.83	23	0.91	1.1	5.5	3	67300	73500	6300	8000	0.946	0.43
22207CAK/W33															
22208CA/W33	40	1.57	80	3.15	23	0.91	1.1	5.5	3	73600	81500	6000	7500	1.144	0.52
22208CAK/W33															
22209CA/W33	45	1.77	85	3.35	23	0.91	1.1	5.5	3	77100	88000	5300	6700	1.232	0.56
22209CAK/W33															
22210CA/W33	50	1.97	90	3.54	23	0.91	1.1	5.5	3	84500	100000	5000	6300	1.32	0.6
22210CAK/W33															
22211CA/W33	55	2.17	100	3.94	25	0.98	1.5	5.5	3	99500	118000	4500	5600	1.804	0.82
22211CAK/W33															
22212CA/W33	60	2.36	110	4.33	28	1.10	1.5	5.5	3	122000	146000	4000	5000	2.42	1.1
22212CAK/W33															
22213CA/W33	65	2.56	120	4.72	31	1.22	1.5	5.5	3	148000	183000	3800	4800	3.19	1.45
22213CAK/W33															
22214CA/W33	70	2.76	125	4.92	31	1.22	1.5	5.5	3	148000	186000	3600	4500	3.41	1.55
22214CAK/W33															
22215CA/W33	75	2.95	130	5.12	31	1.22	1.5	5.5	3	158000	208000	3400	4300	3.63	1.65
22215CAK/W33															
22216CA/W33	80	3.15	140	5.51	33	1.30	2.0	5.5	3	176000	228000	3200	4000	4.51	2.05
22216CAK/W33															
22217CA/W33	85	3.35	150	5.91	36	1.42	2.0	5.5	3	210000	270000	3000	3800	5.61	2.55
22217CAK/W33															
22218CA/W33	90	3.54	160	6.30	40	1.57	2.0	5.5	3	253000	340000	2600	3400	7.48	3.4
22218CAK/W33															
22219CA/W33	95	3.74	170	6.69	43	1.69	2.1	8.3	4.5	282000	375000	2400	3200	8.8	4
22219CAK/W33															
22220CA/W33	100	3.94	180	7.09	46	1.81	2.1	8.3	4.5	311000	415000	2200	3000	10.67	4.85
22220CAK/W33															
22222CA/W33	110	4.33	200	7.87	53	2.09	2.1	8.3	4.5	408000	560000	2000	2800	15.4	7
22222CAK/W33															
22224CA/W33	120	4.72	215	8.46	58	2.28	2.1	11.1	6	466000	670000	1900	2600	19.14	8.7
22224CAK/W33															

* Metric size. Inch dimensions approximated

Continues Next Page...

22200 Metric Series

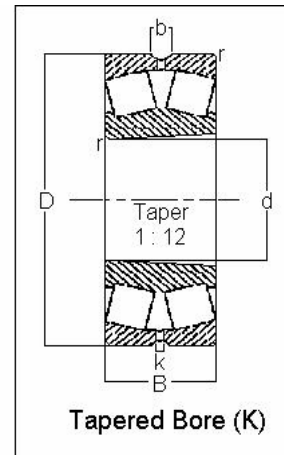
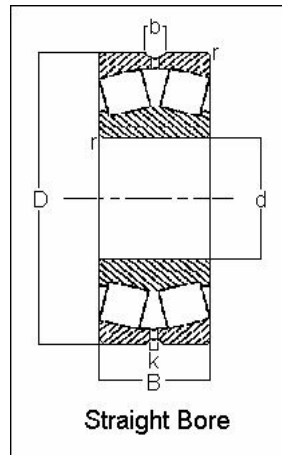
Pt. 2



FIT Number	Dimensions									Basic Load Rating		Limiting Speed (rpm)		Weight	
	d		D		B		r	b	k	Dynamic C	Static Co	Grease	Oil	lbs	kg
	mm	inch*	mm	inch*	mm	inch*	mm	mm	mm	N(1kg=9.8N)					
22226CA/W33	130	5.12	230	9.06	64	2.52	3.0	11.1	6	546000	800000	1800	2400	24.2	11
22226CAK/W33															
22228CA/W33	140	5.51	250	9.84	68	2.68	3.0	11.1	6	610000	900000	1700	2200	30.8	14
22228CAK/W33															
22230CA/W33	150	5.91	270	10.63	73	2.87	3.0	13.9	7.5	736000	1080000	1600	2000	39.6	18
22230CAK/W33															
22232CA/W33	160	6.30	290	11.42	80	3.15	3.0	13.9	7.5	863000	1290000	1500	1900	49.5	22.5
22232CAK/W33															
22234CA/W33	170	6.69	310	12.20	86	3.39	4.0	16.7	9	978000	1460000	1300	1700	62.7	28.5
22234CAK/W33															
22236CA/W33	180	7.09	320	12.60	86	3.39	4.0	16.7	9	1010000	1560000	1300	1700	64.9	29.5
22236CAK/W33															
22238CA/W33	190	7.48	340	13.39	92	3.62	4.0	16.7	9	1110000	1700000	1200	1600	80.3	36.5
22238CAK/W33															
22240CA/W33	200	7.87	360	14.17	98	3.86	4.0	16.7	9	1270000	1930000	1100	1500	95.7	43.5
22240CAK/W33															
22244CA/W33	220	8.66	400	15.75	108	4.25	4.0	16.7	9	1520000	2360000	950	1300	133.1	60.5
22244CAK/W33															
22248CA/W33	240	9.45	440	17.32	120	4.72	4.0	22.3	12	1910000	3000000	900	1200	182.6	83
22248CAK/W33															
22252CA/W33	260	10.24	480	18.90	130	5.12	5.0	22.3	12	2300000	3550000	850	1100	242	110
22252CAK/W33															
22256CA/W33	280	11.02	500	19.69	130	5.12	5.0	22.3	12	2350000	3750000	800	1000	253	115
22256CAK/W33															
22260CA/W33	300	11.81	540	21.26	140	5.51	5.0	22.3	12	2760000	4250000	750	950	319	145
22260CAK/W33															
22264CA/W33	320	12.60	580	22.83	150	5.91	5.0	22.3	12	3160000	4900000	670	850	385	175
22264CAK/W33															

* Metric size. Inch dimensions approximated

22300 Metric Series

Pt. 1


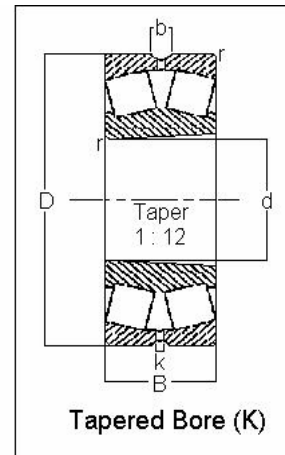
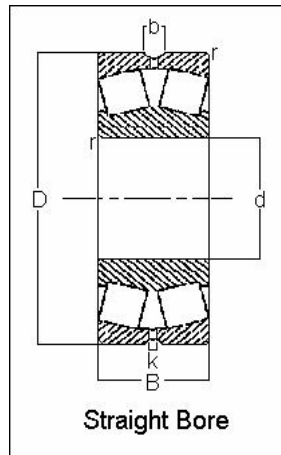
FIT Number	Dimensions									Basic Load Rating		Limiting Speed (rpm)		Weight	
	d		D		B		r	b	k	Dynamic C	Static Co	Grease	Oil	lbs	kg
	mm	inch*	mm	inch*	mm	inch*	mm	mm	mm	N(1kg=9.8N)					
22308CA/W33	40	1.57	90	3.54	33	1.30	1.5	5.5	3	115000	122000	4500	5600	2.2	1
22308CAK/W33	40	1.57	90	3.54	33	1.30	1.5	5.5	3	115000	122000	4500	5600	2.2	1
22309CA/W33	45	1.77	100	3.94	36	1.42	1.5	5.5	3	138000	160000	3800	4800	2.97	1.35
22309CAK/W33	45	1.77	100	3.94	36	1.42	1.5	5.5	3	138000	160000	3800	4800	2.97	1.35
22310CA/W33	50	1.97	110	4.33	40	1.57	2.0	5.5	3	176000	200000	3400	4300	4.07	1.85
22310CAK/W33	50	1.97	110	4.33	40	1.57	2.0	5.5	3	176000	200000	3400	4300	4.07	1.85
22311CA/W33	55	2.17	120	4.72	43	1.69	2.0	5.5	3	199000	232000	3200	4000	5.17	2.35
22311CAK/W33	55	2.17	120	4.72	43	1.69	2.0	5.5	3	199000	232000	3200	4000	5.17	2.35
22312CA/W33	60	2.36	130	5.12	46	1.81	2.1	5.5	3	235000	280000	3000	3800	6.49	2.95
22312CAK/W33	60	2.36	130	5.12	46	1.81	2.1	5.5	3	235000	280000	3000	3800	6.49	2.95
22313CA/W33	65	2.56	140	5.51	48	1.89	2.1	8.3	4.5	253000	300000	2600	3400	7.81	3.55
22313CAK/W33	65	2.56	140	5.51	48	1.89	2.1	8.3	4.5	253000	300000	2600	3400	7.81	3.55
22314CA/W33	70	2.76	150	5.91	51	2.01	2.1	8.3	4.5	311000	380000	2400	3200	9.46	4.3
22314CAK/W33	70	2.76	150	5.91	51	2.01	2.1	8.3	4.5	311000	380000	2400	3200	9.46	4.3
22315CA/W33	75	2.95	160	6.30	55	2.17	2.1	8.3	4.5	345000	430000	2200	3000	11.55	5.25
22315CAK/W33	75	2.95	160	6.30	55	2.17	2.1	8.3	4.5	345000	430000	2200	3000	11.55	5.25
22316CA/W33	80	3.15	170	6.69	58	2.28	2.1	8.3	4.5	374000	455000	2000	2800	13.64	6.2
22316CAK/W33	80	3.15	170	6.69	58	2.28	2.1	8.3	4.5	374000	455000	2000	2800	13.64	6.2
22317CA/W33	85	3.35	180	7.09	60	2.36	3.0	8.3	4.5	420000	520000	1900	2600	15.95	7.25
22317CAK/W33	85	3.35	180	7.09	60	2.36	3.0	8.3	4.5	420000	520000	1900	2600	15.95	7.25
22318CA/W33	90	3.54	190	7.48	64	2.52	3.0	11.1	6	477000	610000	1800	2400	18.92	8.6
22318CAK/W33	90	3.54	190	7.48	64	2.52	3.0	11.1	6	477000	610000	1800	2400	18.92	8.6
22319CA/W33	95	3.74	200	7.87	67	2.64	3.0	11.1	6	518000	670000	1800	2400	22.44	10.2
22319CAK/W33	95	3.74	200	7.87	67	2.64	3.0	11.1	6	518000	670000	1800	2400	22.44	10.2
22320CA/W33	100	3.94	215	8.46	73	2.87	3.0	11.1	6	610000	800000	1700	2200	28.6	13
22320CAK/W33	100	3.94	215	8.46	73	2.87	3.0	11.1	6	610000	800000	1700	2200	28.6	13
22322CA/W33	110	4.33	240	9.45	80	3.15	3.0	13.9	7.5	725000	965000	1600	2000	39.6	18
22322CAK/W33	110	4.33	240	9.45	80	3.15	3.0	13.9	7.5	725000	965000	1600	2000	39.6	18
22324CA/W33	120	4.72	260	10.24	86	3.39	3.0	13.9	7.5	845000	1120000	1400	1800	48.4	22
22324CAK/W33	120	4.72	260	10.24	86	3.39	3.0	13.9	7.5	845000	1120000	1400	1800	48.4	22
22326CA/W33	130	5.12	280	11.02	93	3.66	4.0	16.7	9	978000	1320000	1300	1700	62.7	28.5
22326CAK/W33	130	5.12	280	11.02	93	3.66	4.0	16.7	9	978000	1320000	1300	1700	62.7	28.5
22328CA/W33	140	5.51	300	11.81	102	4.02	4.0	16.7	9	1130000	1560000	1100	1500	75.9	34.5
22328CAK/W33	140	5.51	300	11.81	102	4.02	4.0	16.7	9	1130000	1560000	1100	1500	75.9	34.5

* Metric size. Inch dimensions approximated

Continues Next Page...

22300 Metric Series

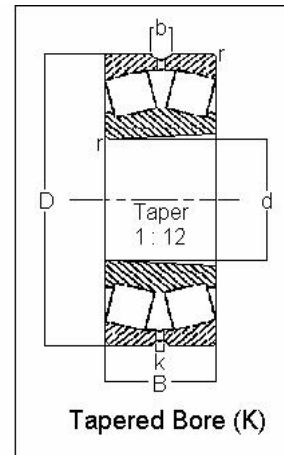
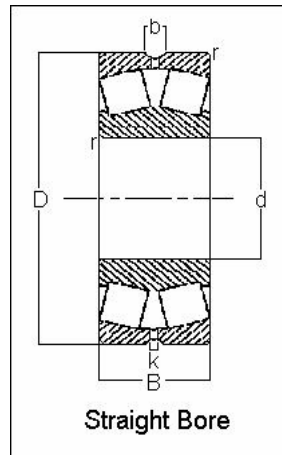
Pt. 2



FIT Number	Dimensions									Basic Load Rating		Limiting Speed (rpm)		Weight	
	d		D		B		r	b	k	Dynamic C	Static Co	Grease	Oil	lbs	kg
	mm	inch*	mm	inch*	mm	inch*	mm	mm	mm	N(1kg=9.8N)					
22330CA/W33	150	5.91	320	12.60	108	4.25	4.0	16.7	9	1270000	1760000	1000	1400	91.3	41.5
22330CAK/W33	150	5.91	320	12.60	108	4.25	4.0	16.7	9	1270000	1760000	1000	1400	91.3	41.5
22332CA/W33	160	6.30	340	13.39	114	4.49	4.0	16.7	9	1380000	1960000	950	1300	110	50
22332CAK/W33	160	6.30	340	13.39	114	4.49	4.0	16.7	9	1380000	1960000	950	1300	110	50
22334CA/W33	170	6.69	360	14.17	120	4.72	4.0	16.7	9	1540000	2160000	950	1300	128.7	58.5
22334CAK/W33	170	6.69	360	14.17	120	4.72	4.0	16.7	9	1540000	2160000	950	1300	128.7	58.5
22336CA/W33	180	7.09	380	14.96	126	4.96	4.0	22.3	12	1730000	2450000	900	1200	151.8	69
22336CAK/W33	180	7.09	380	14.96	126	4.96	4.0	22.3	12	1730000	2450000	900	1200	151.8	69
22338CA/W33	190	7.48	400	15.75	132	5.20	5.0	22.3	12	1870000	2650000	850	1100	176	80
22338CAK/W33	190	7.48	400	15.75	132	5.20	5.0	22.3	12	1870000	2650000	850	1100	176	80
22340CA/W33	200	7.87	420	16.54	138	5.43	5.0	22.3	12	2020000	2900000	850	1100	203.5	92.5
22340CAK/W33	200	7.87	420	16.54	138	5.43	5.0	22.3	12	2020000	2900000	850	1100	203.5	92.5
22344CA/W33	220	8.66	460	18.11	145	5.71	5.0	22.3	12	2350000	3450000	750	950	264	120
22344CAK/W33	220	8.66	460	18.11	145	5.71	5.0	22.3	12	2350000	3450000	750	950	264	120
22348CA/W33	240	9.45	500	19.69	155	6.10	5.0	22.3	12	2670000	4000000	670	850	341	155
22348CAK/W33	240	9.45	500	19.69	155	6.10	5.0	22.3	12	2670000	4000000	670	850	341	155
22356CA/W33	280	11.02	580	22.83	175	6.89	6.0	22.3	12	34500000	5200000	600	750	517	235
22356CAK/W33	280	11.02	580	22.83	175	6.89	6.0	22.3	12	34500000	5200000	600	750	517	235
22360CA	300	11.81	620	24.41	185	7.28	7.5	22	12	36000000	5400000	470	720	583	265

* Metric size. Inch dimensions approximated

23000 Metric Series

Pt. 1


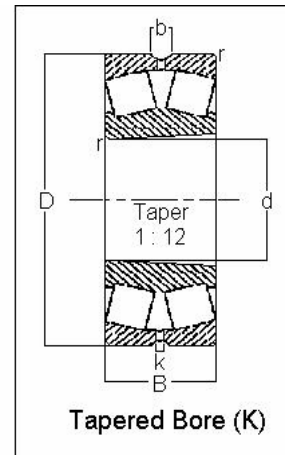
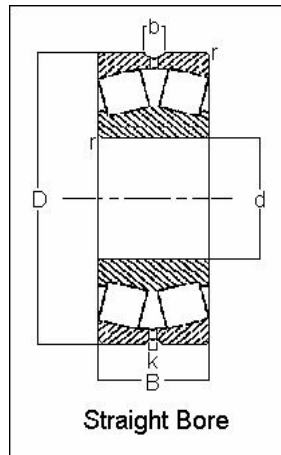
FIT Number	Dimensions									Basic Load Rating		Limiting Speed (rpm)		Weight	
	d		D		B		r	b	k	Dynamic C	Static Co	Grease	Oil	lbs	kg
	mm	inch*	mm	inch*	mm	inch*	mm	mm	mm	N(1kg=9.8N)					
23022CAK/W33 23022CA/W33	110	4.33	170	6.69	45	1.77	2.0	5.5	3	267000	440000	2200	3000	8.25	3.75
23024CAK/W33 23024CA/W33	120	4.72	180	7.09	46	1.81	2.0	5.5	3	305000	510000	2000	2800	9.24	4.2
23026CAK/W33 23026CA/W33	130	5.12	200	7.87	52	2.05	2.0	8.3	4.5	374000	610000	1900	2600	13.42	6.1
23028CAK/W33 23028CA/W33	140	5.51	210	8.27	53	2.09	2.0	8.3	4.5	397000	680000	1800	2400	14.41	6.55
23030CA 23030CAK/W33	150	5.91	225	8.86	56	2.20	2.1	8.3	4.6	437000	750000	1700	2200	17.49	7.95
23032CAK/W33 23032CA/W33	160	6.30	240	9.45	60	2.36	2.1	11.1	6	506000	880000	1700	2200	21.34	9.7
23034CAK/W33 23034CA/W33	170	6.69	260	10.24	67	2.64	2.1	11.1	6	621000	1060000	1600	2000	28.6	13
23036CAK/W33 23036CA/W33	180	7.09	280	11.02	74	2.91	2.1	13.9	7.5	725000	1250000	1400	1800	37.4	17
23038CAK/W33 23038CA/W33	190	7.48	290	11.42	75	2.95	2.1	13.9	7.5	753000	1340000	1300	1700	39.6	18
23040CAK/W33 23040CA/W33	200	7.87	310	12.20	82	3.23	2.1	13.9	7.5	880000	1530000	1200	1600	50.6	23
23044CAK/W33 23044CA/W33	220	8.66	340	13.39	90	3.54	3.0	13.9	7.5	1050000	1860000	1100	1500	67.1	30.5
23048CAK/W33 23048CA/W33	240	9.45	360	14.17	92	3.62	3.0	13.9	7.5	1130000	2080000	1000	1400	73.7	33.5
23052CAK/W33 23052CA/W33	260	10.24	400	15.75	104	4.09	4.0	16.7	9	140000	2550000	900	1200	106.7	48.5
23056CAK/W33 23056CA/W33	280	11.02	420	16.54	106	4.17	4.0	16.7	9	1520000	2850000	850	1100	115.5	52.5
23060CAK/W 23060CA/33	300	11.81	460	18.11	118	4.65	4.0	16.7	9	1850000	3450000	800	1000	157.3	71.5
23064CAK/W33 23064CA/W33	320	12.60	480	18.90	121	4.76	4.0	16.7	9	1960000	3800000	800	1000	171.6	78

* Metric size. Inch dimensions approximated

Continues Next Page...

23000 Metric Series

Pt. 2

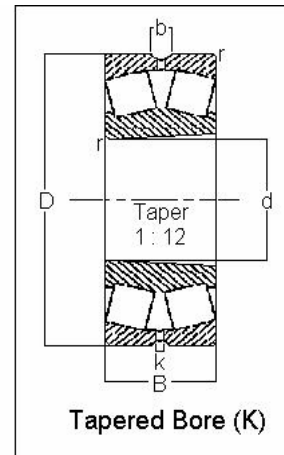
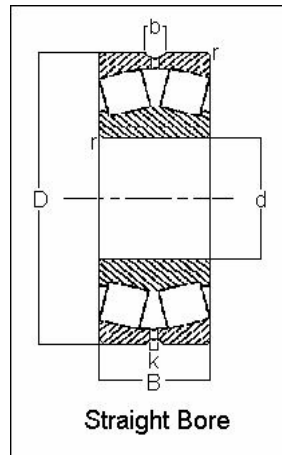


FIT Number	Dimensions									Basic Load Rating		Limiting Speed (rpm)		Weight	
	d		D		B		r	b	k	Dynamic C	Static Co	Grease	Oil	lbs	kg
	mm	inch*	mm	inch*	mm	inch*	mm	mm	mm	N(1kg=9.8N)					
23068CA	340	13.39	520	20.47	133	5.24	5	22	12	2350000	4550000	700	900	231	105
23072CA	360	14.17	540	21.26	134	5.28	5	22	12	2390000	4800000	670	850	242	110
23076CA	380	14.96	560	22.05	135	5.31	5	22	12	2480000	5000000	630	800	253	115
23080CA	400	15.75	600	23.62	148	5.83	5	22	12	2880000	5700000	600	750	330	150
23084CA	420	16.54	620	24.41	150	5.91	5	22	12	2990000	6000000	450	560	341	155
23088CA	440	17.32	650	25.59	157	6.18	6	22	12	3220000	6550000	430	530	396	180
23092CA	460	18.11	680	26.77	163	6.42	6	22	12	3450000	6950000	400	500	451	205
23096CAK	480	18.90	700	27.56	165	6.50	6	22	12	3340000	6800000	380	480	473	215
230/500CA	500	19.69	720	28.35	167	6.57	6	22	12	3680000	7800000	380	480	495	225
230/530CA	530	20.87	780	30.71	185	7.28	6	22	12	4370000	9300000	340	430	682	310
230/560CA	560	22.05	820	32.28	195	7.68	6	22	12	4890000	10200000	320	400	781	355
230/600CA	600	23.62	870	34.25	200	7.87	6	22	12	5230000	11400000	300	380	891	405
230/630CA	630	24.80	920	36.22	212	8.35	7.5	22	12	5750000	12500000	260	340	1067	485
230/750CA	750	29.53	1090	42.91	250	9.84	7.5	22	12	8450000	18600000	200	280	1749	795
230/850CA	850	33.46	1220	48.03	272	10.71	7.5	22	12	9370000	21600000	180	240	2310	1050

* Metric size. Inch dimensions approximated

23100 Metric Series

Pt. 1



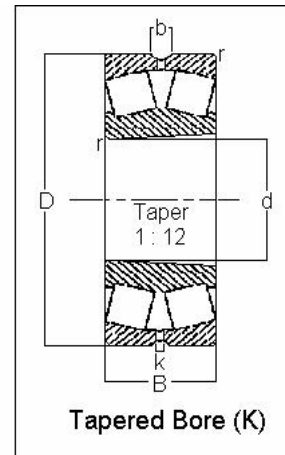
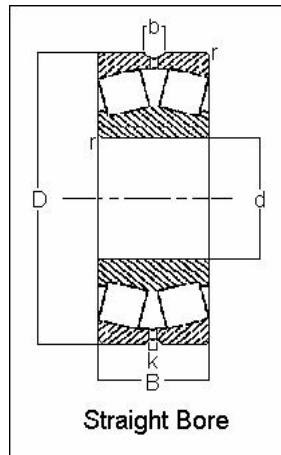
FIT Number	Dimensions									Basic Load Rating		Limiting Speed (rpm)		Weight	
	d		D		B		r	b	k	Dynamic C	Static Co	Grease	Oil	lbs	kg
	mm	inch*	mm	inch*	mm	inch*	mm	mm	mm	N(1kg=9.8N)					
23120CA/W33	100	3.94	165	6.50	52	2.05	2.0	5.5	3	322000	290000	2000	2800	9.68	4.4
23120CAK/W33															
23121CA/W33	105	4.13	175	6.89	56	2.20	2.0	5.5	3	330000	500000	1900	2700	12.06	5.48
23121CAK/W33															
23122CA/W33	110	4.33	180	7.09	56	2.20	2.0	8.3	4.5	374000	585000	1900	2600	12.25	5.57
23122CAK/W33															
23124CA/W33	120	4.72	200	7.87	62	2.44	2.0	8.3	4.5	449000	695000	1800	2400	17.16	7.8
23124CAK/W33															
23126CA/W33	130	5.12	210	8.27	64	2.52	2.0	8.3	4.5	489000	780000	1700	2200	18.81	8.55
23126CAK/W33															
23128CA/W33	140	5.51	225	8.86	68	2.68	2.1	8.3	4.5	546000	90000	1600	2000	23.1	10.5
23128CAK/W33															
23130CA/W33	150	5.91	250	9.84	80	3.15	2.1	11.1	6	725000	120000	1400	1800	35.2	16
23130CAK/W33															
23132CA/W33	160	6.30	270	10.63	86	3.39	2.1	13.9	7.5	845000	137000	1300	1700	45.1	20.5
23132CAK/W33															
23134CA/W33	170	6.69	280	11.02	88	3.46	2.1	13.9	7.5	897000	1500000	1200	1600	47.52	21.6
23134CAK/W33															
23136CA/W33	180	7.09	300	11.81	96	3.78	3.0	13.9	7.5	1050000	1760000	1100	1500	60.5	27.5
23136CAK/W33															
23138CA/W33	190	7.48	320	12.60	104	4.09	3	13.9	7.5	1200000	2080000	1000	1400	75.9	34.5
23138CAK/W33															
23140CA/W33	200	7.87	340	13.39	112	4.41	3.0	16.7	9	1380000	2360000	950	1300	93.5	42.5
23140CAK/W33															
23144CA/W33	220	8.66	370	14.57	120	4.72	4.0	16.7	9	1580000	2750000	900	1200	116.6	53
23144CAK/W33															
23148CA/W33	240	9.45	400	15.75	128	5.04	4.0	16.7	9	1790000	3200000	850	1100	144.1	65.5
23148CAK/W33															
23152CA/W33	260	10.24	440	17.32	144	5.67	4.0	16.7	9	2220000	3900000	800	1000	199.1	90.5
23152CAK/W33															
23156CA/W33	280	11.02	460	18.11	146	5.75	5.0	16.7	9	2300000	4250000	750	950	214.1	97.3
23156CAK/W33															
23160CA/W33	300	11.81	500	19.69	160	6.30	5	16.7	9	2820000	5100000	670	850	275	125
23160CAK/W33															

* Metric size. Inch dimensions approximated

Continues Next Page...

23100 Metric Series

Pt. 2

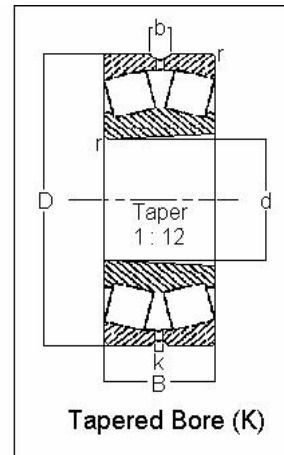
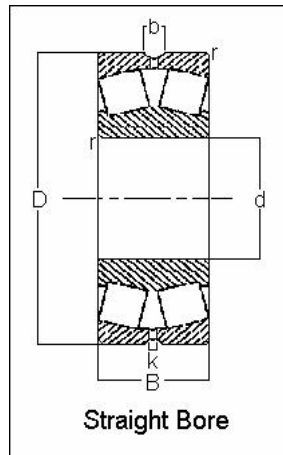


FIT Number	Dimensions									Basic Load Rating		Limiting Speed (rpm)		Weight	
	d		D		B		r	b	k	Dynamic C	Static Co	Grease	Oil	lbs	kg
	mm	inch*	mm	inch*	mm	inch*	mm	mm	mm	N(1kg=9.8N)					
23164CA/W33 23164CAK/W33	320	12.60	540	21.26	176	6.93	5.0	22	12	3280000	6000000	630	800	363	165
23168CA	340	13.39	580	22.83	190	7.48	5.0	22	12	3680000	6800000	600	750	462	210
23172CA	360	14.17	600	23.62	192	7.56	5.0	22	12	3740000	6950000	560	700	484	220
23176CA	380	14.96	620	24.41	194	7.64	5.0	22	12	3740000	7100000	400	500	506	230
23180CA	400	15.75	650	25.59	200	7.87	6.0	22	12	4080000	7650000	380	480	583	265
23184CA	420	16.54	700	27.56	224	8.82	6.0	22	12	4890000	9300000	360	450	770	350
23188CA	440	17.32	720	28.35	226	8.90	6.0	22	12	5180000	10000000	340	430	792	360
23192CA	460	18.11	760	29.92	240	9.45	7.5	22	12	5640000	10800000	320	400	968	440
23196CA	480	18.90	790	31.10	248	9.76	7.5	22	12	6100000	12000000	300	380	1067	485
231/500CA	500	19.69	830	32.68	264	10.39	7.5	22	12	6730000	12900000	280	360	1276	580

* Metric size. Inch dimensions approximated

23200 Metric Series

Pt. 1



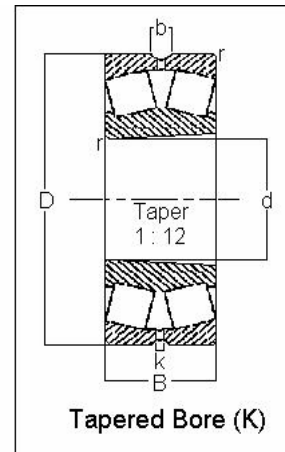
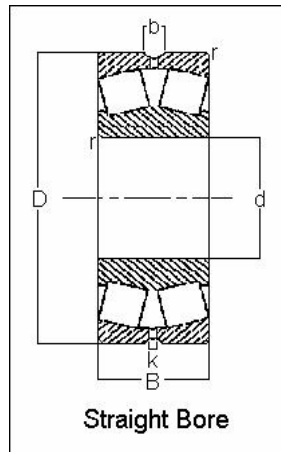
FIT Number	Dimensions									Basic Load Rating		Limiting Speed (rpm)		Weight	
	d		D		B		r	b	k	Dynamic C	Static Co	Grease	Oil	lbs	kg
	mm	inch*	mm	inch*	mm	inch*	mm	mm	mm	N(1kg=9.8N)					
23218CA/W33	90	3.54	160	6.30	52	2.06	2	5.5	3	311000	440000	1900	2600	10.13	4.6
23218CAK/W33															
23220CA/W33	100	3.94	180	7.09	60	2.37	2.1	8.3	4.5	414000	60000	1700	2200	14.74	6.7
23220CAK/W33															
23222CA/W33	110	4.33	200	7.87	70	2.75	2.1	8.3	4.5	518000	765000	1600	2000	21.34	9.7
23222CAK/W33															
23224CA/W33	120	4.72	215	8.46	76	2.99	2.1	8.3	4.5	610000	930000	1500	1900	26.62	12.1
23224CAK/W33															
23226CA/W33	130	5.12	230	9.06	80	3.15	3.0	8.3	4.5	690000	1060000	1300	1700	30.8	14
23226CAK/W33															
23228CA/W33	140	5.51	250	9.84	88	3.46	3.0	11.1	6	799000	125000	1200	1600	40.7	18.5
23228CAK/W33															
23230CA/W33	150	5.91	270	10.63	96	3.78	3.0	11.1	6	937000	1460000	1100	1500	52.8	24
23230CAK/W33															
23232CA/W33	160	6.30	290	11.42	104	4.09	3.0	13.9	7.5	1070000	1660000	1000	1400	66	30
23232CAK/W33															
23234CA/W33	170	6.69	310	12.20	110	4.33	4.0	13.9	7.5	1220000	1930000	950	1300	80.3	36.5
23234CAK/W33															
23236CA/W33	180	7.09	320	12.60	112	4.41	4.0	13.9	7.5	1290000	2120000	900	1200	85.8	39
23236CAK/W33															
23238CA/W33	190	7.48	340	13.39	120	4.72	4.0	16.7	9	1460000	2400000	850	1100	104.7	47.6
23238CAK/W33															
23240CA/W33	200	7.87	360	14.17	128	5.04	4	16.7	9	1610000	2700000	850	1100	125.8	57.2
23240CAK/W33															
23244CA/W33	220	8.66	400	15.75	144	5.67	4.0	16.7	9	2070000	3450000	750	950	174.9	79.5
23244CAK/W33															
23248CA/W33	240	9.45	440	17.32	160	6.30	4.0	22.3	12	2530000	4300000	670	850	242	110
23248CAK/W33															
23252CA/W33	260	10.24	480	18.90	174	6.85	5.0	22.3		2820000	4750000	630	800	308	140
23252CAK/W33															
23256CA/W33	280	11.02	500	19.69	176	6.93	5.0	22.3	12	2820000	4900000	600	750	330	150
23256CAK/W33															
23260CA/W33	300	11.81	540	21.26	192	7.56	5.0	22.3	12	3340000	5850000	530	670	418	190
23260CAK/W33															

* Metric size. Inch dimensions approximated

Continues Next Page...

23200 Metric Series

Pt. 2



FIT Number	Dimensions									Basic Load Rating		Limiting Speed (rpm)		Weight	
	d		D		B		r	b	k	Dynamic C	Static Co	Grease	Oil	lbs	kg
	mm	inch*	mm	inch*	mm	inch*	mm	mm	mm	N(1kg=9.8N)					
23264CA/W33 23264CAK/W33	320	12.60	580	22.83	208	8.19	5	22.3	12	3850000	6700000	500	630	528	240
23268CA 23272CA	340	13.39	620	24.41	224	8.82	6.0	22	12	4660000	8300000	430	530	649	295
23276CA 23280CA	380	14.96	680	26.77	240	9.45	6.0	22	12	5060000	9150000	380	480	825	375
23284CA 23288CA	420	16.54	760	29.92	272	10.71	7.5	22	12	6330000	11600000	320	400	1177	535
23292CA 23296CA	460	18.11	830	32.68	296	11.65	7.5	22	12	7360000	13700000	300	380	1529	695
23296CAK 232/500CA	480	18.90	870	34.25	310	12.20	7.5	22	12	8170000	15000000	260	340	1760	800
232/530CA 232/560CA	530	20.87	980	38.58	355	13.98	9.5	22	12	11100000	20400000	220	300	2640	1200
232/600CA	600	23.62	1090	42.91	388	15.28	9.5	22	12	13100000	25500000	190	260	3520	1600

* Metric size. Inch dimensions approximated